



G070003 – CECOD BEST PRACTICE GUIDE
VR2 UNIQUE STICKER FOR DIRECTIVE
2009/126/EC ARTICLE 5 CLAUSE 3

**VR2 UNIQUE STICKER
Compliance to Directive
2009/126/EC article 5 clause 3**

G070003

Version: 1.1

Date: 08/09/2011



G070003 – CECOD BEST PRACTICE GUIDE
 VR2 UNIQUE STICKER FOR DIRECTIVE
 2009/126/EC ARTICLE 5 CLAUSE 3

Document Identification	
Title	VR2 UNIQUE STICKER Compliance to directive 2009/126/EC article 5 clause 3
Reference	G070003
Prepared by	CECOD SG7
Creation Date	11/05/2011
Version	Draft rev 1

Document Status	comment
Draft	← draft revisions are from 0a to 0z...
Final	1.1 ← released revisions are from 1 and up

History of Changes			
Date	Author	Version	Description of Changes
11/05/2011	PCL	Draft 1	Creation
24/05/2011	PCL	Draft 2	Improvements of sticker design and text
25/05/2011	PCL	Draft 3	Small adjustments
30/08/2011	PCL	Rev 1	Guide finalization after TF of 2011/08/17
08/09/2011	MJM	Rev 1.1	Minor editorial changes

Revised By	
Name	Title/Role
M.MELNYK	SG7 chairman

Publishing				
Destination	Level	Date	Authorized by (name)	Signature
Study Group only	SG CHAIR	08/09/2011	M.MELNYK	Validation 08/09/2011
Internal	TC CHAIR	12/09/2011	Ph.CLOUTIER	Validation 12/09/2011
Public	CECOD CHAIR	13/09/2011	D.TRACEY	Validation 13/09/2011 EB



DISCLAIMER

The information contained in this document is provided as is and corresponds to the best knowledge available. It is the CECOD study group work to build a common understanding without disclosing any proprietary information or know-how.

CECOD assumes no responsibility due to any misuse of this information, and takes no responsibility on any consequences.

It is the responsibility of the person or company using this document to endorse fully the design of their products, processes and services.

It is the responsibility of the person or company using this document to check for any legal issue such as (list is not limitative)

- Liability
- Compliance to applicable directives and laws
- Patent infringement
- H&S issues for public and workers
- Consequences of design, check procedure and

The use of this document is only allowed if person or company using this document fully takes ownership of legal and commercial responsibility of resulting study, product, service, and will not seek any liability of CECOD. The person or company also takes all and any necessary steps to prevent any liability to CECOD.

Legal note: the pictogram is (c) copyright 2011 - CECOD. Use of this pictogram is free to any user, as long as it is referred to as “CECOD VR2 pictogram”.

The use of this pictogram is only allowed if the person or company using this pictogram fully takes ownership of legal and commercial responsibility of such usage, and will not seek any liability of CECOD or any of CECOD members. The person or company also takes all and any necessary steps to prevent any liability to CECOD.



INDEX

Scope

- 1) **Domain**
- 2) **References to standards**
- 3) **Terms and acronyms**
- 4) **DEFINITION OF STICKER to comply with Directive 2009/126/EC**

SCOPE:

In directive 2009/126/EC, article 5, clause 3, it is required that

3. When a service station has installed a Stage II petrol vapour recovery system, Member States shall ensure that it displays a sign, sticker or other notification on, or in the vicinity of, the petrol dispenser, informing consumers of that fact.

CECOD agree that the most effective way to control compliance with the requirements of the Directive is by placing the marking on the dispenser. Given that Europeans travel between Member States, it makes sense to have a common indication of in all countries. Given that the Directive does not define the required marking, there is a risk that individual Member States could introduce their own country specific requirements if CECOD do not promote something first. The purpose is to inform consumers that the dispenser is “environmentally friendly”, with HC recovery.

CECOD members felt communication would be best addressed by a unique “pictogram” understood by all European citizens. This also avoids the need for translations. CECOD designed such a pictogram for the community to use and promote.

The pictogram shows a vapour recovery nozzle, in an arrow circle to represent the recycling of the vapours expelled from vehicle tanks during refilling process (designated C_xH_y as general formula of HC components in fuel vapors).

The circle of arrows is either:

- ***Open, when system does not include a monitoring system***
- ***Closed, when system does include a monitoring system, capable of one or both of following actions***
 - ***Acting on measurements to keep the vapour to petrol ratio within legal limits***
 - ***Triggering alarms when the system calibration cannot be held within legal limits***

1) Domain – short description of domain

Sticker to be applied on petrol dispensers with VR2 systems.

2) References to standards

Directive 2009/126/EC article 5 clause 3.

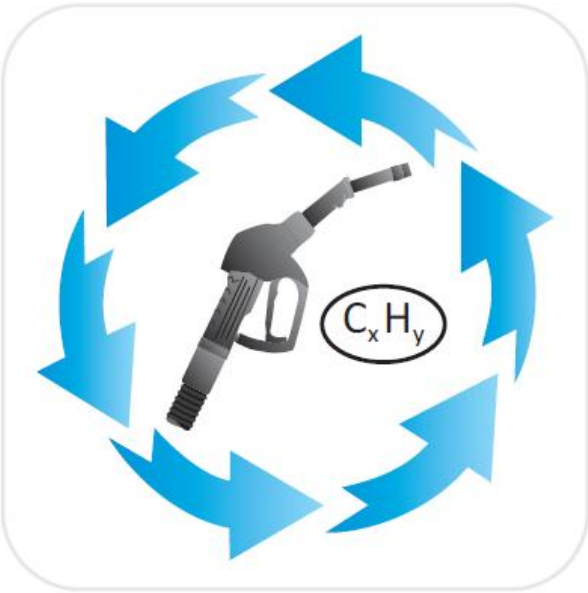

3) Terms, acronyms and symbols

VR2: vapor recovery stage 2 system. Such systems are implemented on petrol dispensers to capture the HC vapors expelled from car filler necks during deliveries on petrol stations, and avoid leaving the vapours to escape to the atmosphere.



4) DEFINITION OF STICKER to comply with directive 2009/126/EC

Sticker 1 is for dispensers using OPEN LOOP systems – NO MONITORING

Sticker 2 is for dispensers using CLOSE LOOP systems – WITH AUTOMATIC MONITORING

<p>Sticker 1 – OPEN LOOP SYSTEM – NO MONITORING</p> <ul style="list-style-type: none"> - Nozzle in blue loop of arrows, to represent the gas recycling function - Loop of arrows not closed - C_xH_y chemical formula, to indicate that system deals with HC vapors - Suggested minimum size of sticker : 40 mm x 40 mm 	<p>Sticker 2 – CLOSE LOOP SYSTEM – WITH MONITORING</p> <ul style="list-style-type: none"> - Nozzle in blue loop of arrows, to represent the gas recycling function - Loop of arrows closed - C_xH_y chemical formula, to indicate that system deals with HC vapors - Suggested minimum size of sticker : 40 mm x 40 mm
<p>2 colors sticker (blue and black)</p>	<p>2 colors sticker (blue and black)</p>
	

Sticker to be used on new dispensers as well as on already installed dispensers, to comply with Directive

B&W sticker	B&W sticker
<p>Sticker 3 – OPEN LOOP SYSTEM – NO MONITORING</p> <ul style="list-style-type: none"> - Nozzle in black loop of arrows, to represent the gas recycling function - Loop of arrows not closed - C_xH_y chemical formula, to indicate that system deals with HC vapors - Suggested minimum size of sticker : 40 mm x 40 mm 	<p>Sticker 4 – CLOSE LOOP SYSTEM – WITH MONITORING</p> <ul style="list-style-type: none"> - Nozzle in black loop of arrows, to represent the gas recycling function - Loop of arrows closed - C_xH_y chemical formula, to indicate that system deals with HC vapors - Suggested minimum size of sticker : 40 mm x 40 mm
	

Sticker to be used on new dispensers as well as on already installed dispensers, to comply with directive